



Kinetics and Mechanism Study of Oxidation of 2,3-Diaminopropionic Acid by Diperiodatocuprate(III) in Alkaline Medium

CHANGYING SONG*, LEI ZHANG, ZIYU QI and SHIGANG SHEN

College of Chemistry and Environmental Science, Hebei University, No. 180 Wusidong Road, Baoding City 071002, Hebei Province, P.R. China

*Corresponding author: Tel/Fax: +86 312 5079386; E-mail: scy@hbu.edu.cn

Received: 12 August 2013;

Accepted: 11 December 2013;

Published online: 5 June 2014;

AJC-15288

The oxidation of 2,3-diaminopropionic acid (APA) by diperiodatocuprate(III) was studied spectrophotometrically between 298.2 K and 313.2 K in alkaline medium. The oxidation rate law was obtained: $k_{\text{obs}} = 2kK_1[\text{OH}^-][\text{APA}]/(K_1[\text{OH}^-] + [\text{H}_2\text{IO}_6^{2-}])$. A reaction mechanism including a pre-equilibrium step was proposed. Activation parameters and the rate constants of the rate-determining step are calculated.

Keywords: Diperiodatocuprate(III), 2,3-Diaminopropionic acid, Kinetics and mechanism.

INTRODUCTION

Copper(III), in a higher oxidation state can be stabilized by chelation with suitable polydentate ligands, such as diperiodatocuprate(III) anion¹⁻³. Diperiodatocuprate(III) anion can be used for the titrimetric determination of some reducing sugars, organic acids⁴. The oxidation of organic compounds by diperiodatocuprate(III) anion has been studied^{5,6}. However, the oxidation reaction rate law and reaction mechanism were different because of the different reaction system. So the kinetics and mechanism for oxidation of 2,3-diaminopropionic acid (APA) by diperiodatocuprate(III) anion was studied.

EXPERIMENTAL

Solutions of diperiodatocuprate(III) anion and 2,3-diaminopropionic acid are prepared freshly. The stock solution of diperiodatocuprate(III) anion in alkaline medium is prepared and standardized by the method reported earlier^{6,7}. The concentration of Cu(III) is derived by its absorption at $\lambda = 415$ nm. The ionic strength, $\mu = 1.0$ mol/L, is maintained by adding KNO_3 solution and the pH value is regulated with KOH solution. All reagents are of A.R. grade. All solutions are prepared with twice distilled water. TU-1900 spectrophotometer (Beijing) and Refrigerated Circulator baths(Beijing) are all used for kinetics study.

Kinetics method: All kinetics measurements were carried out under pseudo-first order conditions. Solution (2 mL) containing defined $[\text{Cu(III)}]$, $[\text{OH}^-]$, $[\text{IO}_4^-]$ and ionic strength μ and 2,3-diaminopropionic acid solution (2 mL) of appropriate concentration were transferred separately to the upper and lower branch tubes of a type two-cell reactor. After it was

thermally equilibrated at desired temperature in thermobath, the two solutions were mixed well and transferred into a 1 cm thick glass cell immediately with a constant temperature cell-holder. The reaction process was monitored automatically by recording the disappearance of Cu(III) with time (t) at 415 nm with a TU-1900 spectrophotometer. All other species did not absorb significantly at this wavelength.

Product analysis and stoichiometry: Solutions having known concentrations of Cu(III) was mixed with an excess of 2,3-diaminopropionic acid. After completion of the reaction, the product was transformed into a precipitate 2,4-dinitrophenyl drazine derivative. So formaldehyde is one of the product of this redox reaction. NH_4^+ was identified as another product using Nessler's reagent.

RESULTS AND DISCUSSION

Evaluation of pseudo-first order rate constants: Under the conditions of $[\text{APA}]_0 \gg [\text{Cu(III)}]_0$. The plots of $\ln(A_t - A_\infty)$ versus time are lines, indicating the reaction is first order with respect to $[\text{Cu(III)}]_0$, where A_t and A_∞ are the absorbance at time t and at infinite time, respectively. The pseudo-first-order rate constants k_{obs} are calculated by the method of least squares ($r \geq 0.999$). To calculate k_{obs} generally 8-10 A_t values within three times the half-life are used. k_{obs} values of the three independent experiments are averaged at least and reproducibility is within $\pm 5\%$.

Rate dependence on [APA]: At fixed $[\text{Cu(III)}]$, $[\text{OH}^-]$, $[\text{IO}_4^-]$ and temperature. k_{obs} values increased with the increase of $[\text{APA}]$. The plots of k_{obs} versus $[\text{APA}]$ are straight lines which though the grid origin, so it indicates that the reaction is first order in $[\text{APA}]$ (Table-1).

TABLE-1
 k_{obs} (s^{-1}) VARYING WITH DIFFERENT [APA] AT DIFFERENT TEMPERATURES

Temperature (K)	Concentration (mol/L)				
	0.06	0.08	0.1	0.2	0.3
298.2	0.01394	0.01789	0.02155	0.04212	0.06370
303.2	0.02164	0.02653	0.03330	0.06780	0.08900
308.2	0.03000	0.03850	0.04543	0.08900	0.13660
313.2	0.03240	0.04434	0.05289	0.11070	0.14650

[Cu(III)] = 4.5×10^{-5} mol/L, [OH⁻] = 2.5×10^{-2} mol/L, [IO₄⁻] = 9.0×10^{-4} mol/L, μ = 1.0 mol/L

Rate dependence on [OH⁻]: At fixed [Cu(III)], [IO₄⁻], [APA] and temperature. k_{obs} values increased with the increase of [OH⁻]. The plot of $1/k_{\text{obs}}$ versus $1/[\text{OH}^-]$ is line (Table-2).

TABLE-2

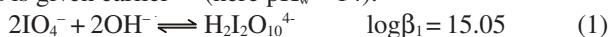
k_{obs} (s^{-1}) VARYING WITH THE DIFFERENT [OH⁻]

C (mol/L)	0.01	0.02	0.03	0.04	0.05
$10^3 k_{\text{obs}}$	4.4	7.47	10.3	12.68	14.98

[Cu(III)] = 4.5×10^{-5} mol/L, [IO₄⁻] = 2×10^{-3} mol/L, [APA] = 0.08 mol/L, T = 298.2 K, μ = 1.0 mol/L

Rate dependence on [IO₄⁻]: At fixed [Cu(III)], [OH⁻], [APA] and temperature. k_{obs} values decreased with the increase of [IO₄⁻]. The plots of $1/k_{\text{obs}}$ versus [IO₄⁻] are straight lines with a positive intercept indicating the order with respect to [IO₄⁻] were found to be fractional order (Table-3).

Free radical detection and the mechanism: In the alkaline medium, the electric dissociation equilibrium of telluric acid is given earlier⁸⁻¹⁰ (here $\text{p}K_w = 14$).



The distribution of all species of tellurate in aqueous alkaline solution can be calculated from eqns 1, 2 and 3. In alkaline medium used in the experiment, the main species of IO₄⁻ is H₂IO₆³⁻. So eqns 4 and 5 can be obtained.

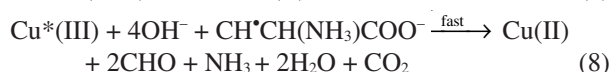
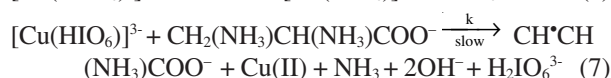
$$[\text{H}_2\text{IO}_6^{3-}]_e = f([\text{OH}^-])[\text{IO}_4^-]_{\text{tot}} \quad (4)$$

$$f([\text{OH}^-]) = \beta_3[\text{OH}^-]^2 / (1 + \beta_2[\text{OH}^-] + \beta_3[\text{OH}^-]^2) \quad (5)$$

The fractional and inverse fractional order dependence of k_{obs} on [OH⁻] and [IO₄⁻], respectively indicate that OH⁻ ions would be present in a preequilibrium and then [Cu(H₂IO₆)₂]⁵⁻ loses a H₂IO₆³⁻ ligand from its coordination sphere forming a transition complex [Cu(HIO₆)₃]³⁻, which is the activity species of the Cu complex.

The addition of acrylonitrile or acrylamide to the reaction mixture under nitrogen atmosphere the polymerization happened

in the reaction, showing free radical produced in the reaction. In our study, we also believe a similar type of a two-step one-electron transfer mechanism. According to the above experimental facts, we bring forward the mechanism of the reaction below:



Eqn. 6 is a pre-equilibrium. Eqn 7 belongs to electron-transfer reaction, whose reaction rate is generally slower, so eqn. 7 is the rate-determining step.

$$-d[\text{Cu}(\text{III})]_t/dt = k[\text{Cu}(\text{HIO}_6)^{3-}][\text{APA}] \quad (9)$$

where [Cu(III)]_t stands for any kind of form of Cu(III) complexes which existed in equilibrium.

Then we get:

$$k_{\text{obs}} = \frac{2kK_1[\text{OH}^-][\text{APA}]}{K_1[\text{OH}^-] + [\text{H}_2\text{IO}_6^{2-}]} \quad (10)$$

$$k_{\text{obs}} = \frac{2kK_1[\text{OH}^-][\text{APA}]}{K_1[\text{OH}^-] + f([\text{OH}^-])[\text{IO}_4^-]} \quad (11)$$

From eqn. 10 and 11, the rate constants of rate-determining step at different temperature and active parameters for the redox reaction were calculated and listed in Table-4.

Conclusion

The oxidation of 2,3-diaminopropionic acid (APA) by diperiodatocuprate(III) is studied. The active parameters (Table-1) was obtained through the kinetics studies. The redox products were also identified as HCHO, NH₃ and CO₂. So the breakage of C-C bonds of the organic compounds containing NH₃ in the *ortho*-position will be happened by the oxidation of dihydroxyditellutocuprate(III) anion.

TABLE-3
 $10^3 k_{\text{obs}}$ (s^{-1}) VARYING WITH THE DIFFERENT [IO₄⁻]

Temperature (K)	Concentration (mol/L)				
	0.8	1.0	2.0	3.0	4.0
298.2	0.03644	0.03030	0.01540	0.01038	0.008076
303.2	0.05545	0.04876	0.02498	0.01570	0.012890
308.2	0.07543	0.06654	0.03219	0.02349	0.017980
313.2	0.08878	0.07234	0.03643	0.02314	0.020980

[Cu(III)] = 4.5×10^{-5} mol/L, [OH⁻] = 2.5×10^{-2} mol/L, μ = 1.0 mol/L [APA] = 0.15 mol/L

TABLE-4
 RATE CONSTANTS (k) AND ACTIVATION PARAMETERS OF THE RATE-DETERMINING STEP (T = 298.2 K)

T (K)	298.2	303.2	308.2	313.2	Ea (KJ mol ⁻¹)	ΔH^\ddagger (KJ mol ⁻¹)	ΔS^\ddagger (J mol ⁻¹ K ⁻¹)
k (mol ⁻¹ L s ⁻¹)	1.2	2.1	3.3	4.0	67.68	65.20	-24.26

REFERENCES

1. A. Kumar, Vaishali and P. Ramamurthy, *Int. J. Chem. Kinet.*, **32**, 286 (2000).
2. N. Weijun, Z. Yan, H. Kecheng, T. Changlun and Y. Hangsheng, *Int. J. Chem. Kinet.*, **28**, 899 (1996).
3. A. Balikungeri and M. Pelletier, *Inorg. Chim. Acta*, **29**, 141 (1978).
4. P.K. Jaiswal and D.L. Yadava, *Indian J. Chem.*, **11**, 837 (1973).
5. K.K. Sen Gupta, B.K. Nandy and S. Sen Gupta, *J. Org. Chem.*, **59**, 858 (1994).
6. A. Kumar, P. Kumar and P. Ramamurthy, *Polyhedron*, **18**, 773 (1999).
7. A. Balikungeri, M. Pelletier and D. Monnier, *Inorg. Chim. Acta*, **22**, 7 (1977).
8. J. Aveston, *J. Chem. Soc. A*, 273 (1969).
9. C.E. Crouthamel, H.V. Meek, D.S. Martin and C.V. Banks, *J. Am. Chem. Soc.*, **71**, 3031 (1949).
10. C.E. Crouthamel, A.M. Hayes and D.S. Martin, *J. Am. Chem. Soc.*, **73**, 82 (1951).